

ภาคผนวกที่ 5

เอกสารการสอบเทียบความถูกต้องของเครื่องมือ

- | | | |
|--------|-----|---|
| เอกสาร | 5-1 | เอกสารสอบเทียบเครื่องมือการตรวจวัดคุณภาพอากาศ |
| เอกสาร | 5-2 | เอกสารสอบเทียบเครื่องมือการตรวจวัดระดับเสียง |

ตารางสรุปรายการเอกสารการสอบเทียบเครื่องมือตรวจวัดคุณภาพสิ่งแวดล้อม

รายการตรวจวัด	เครื่องมือเก็บตัวอย่าง	เครื่องมือตรวจวิเคราะห์
	ชื่อเครื่องมือ	ชื่อเครื่องมือ
คุณภาพอากาศ		
- TSP	- High Volume Air Sampler No. B15, B38	- Digital Balance
- PM ₁₀	- High Volume PM-10 Air Sampler No.B28, B32	- Digital Balance
- CO	- CO Analyzer No. B14	- CO Analyzer No. B14
ระดับเสียง		
- Leq 24 hr	- Acoustic Calibrator	-
- Lmax	- No. CR- B01, B03	

เอกสารที่ 5-1

เอกสารสอบเทียบเครื่องมือการตรวจวัดคุณภาพอากาศ



บริษัท เอส.พี.เอส. คอนซัลติ้ง เซอร์วิส จำกัด
S.P.S. CONSULTING SERVICE CO., LTD.
7 ซอยพหลโยธิน 24 ถนนพหลโยธิน แขวงจตุจักร กรุงเทพฯ 10900
7 Soi Phaholyothin 24, Phaholyothin Rd., Jompol, Chatuchak, Bangkok 10900
Tel : (662) 939-4370-72, Fax : (662) 513-4221, E-mail : sale@spscon.com., www.spscon.com

High Volume Air Sampler Calibration Report

Calibration Method : Multipoint Orifice Flow Transfer Standard

Model : TE 5025A

S/N : 3611

Calibration Data

High Volume Air Sampler Data		Calibration Data		
Recorder No.	Blower No.	Date	Actual Flowrate (ft ³ /min)	R ²
B01	B01	01/02/2024	y = 1.224x-3.492	0.998
B02	B02	01/02/2024	y = 1.143x+1.630	0.999
B03	B03	01/02/2024	y = 1.160x-2.783	1.000
B04	B04	02/02/2024	y = 1.257x-5.884	0.997
B05	B05	03/02/2024	y = 1.261x-7.123	0.999
B06	B06	02/02/2024	y = 1.245x-6.024	0.999
B07	B07	03/02/2024	y = 1.209x-6.025	0.997
B08	B08	02/02/2024	y = 1.239x-5.848	0.997
B09	B09	02/02/2024	y = 1.244x-5.247	0.997
B10	B10	02/02/2024	y = 1.153x+0.064	0.998
B11	B11	01/02/2024	y = 1.110x-1.064	1.000
B12	B12	03/02/2024	y = 1.227x-6.093	0.999
B13	B13	01/02/2024	y = 1.286x-7.460	1.000
B14	B14	02/02/2024	y = 1.220x-5.066	0.999
B15	B15	02/02/2024	y = 1.150x-1.264	0.999
B16	B16	03/02/2024	y = 1.177x-3.231	0.996
B17	B17	02/02/2024	y = 1.235x-5.039	0.999
B18	B18	03/02/2024	y = 1.210x-5.028	0.998
B19	B19	03/02/2024	y = 1.215x-7.087	0.998
B20	B20	02/02/2024	y = 1.204x-4.119	0.996
B21	B21	02/02/2024	y = 1.190x-4.960	0.999
B22	B22	02/02/2024	y = 1.208x-7.133	0.996
B23	B23	01/02/2024	y = 1.217x-4.085	0.998
B24	B24	01/02/2024	y = 1.145x-2.502	1.000
B25	B25	02/02/2024	y = 1.090x+1.068	0.999
B26	B26	03/02/2024	y = 1.234x-5.493	0.998
B27	B27	01/02/2024	y = 1.168x-4.382	0.999
B28	B28	02/02/2024	y = 1.237x-7.982	0.999
B29	B29	03/02/2024	y = 1.186x-2.530	0.996
B30	B30	02/02/2024	y = 1.212x-4.090	0.997
B31	B31	02/02/2024	y = 1.195x-4.732	0.999
B32	B32	03/02/2024	y = 1.169x-0.802	0.996
B33	B33	03/02/2024	y = 1.203x-2.954	0.996
B34	B34	02/02/2024	y = 1.221x-5.796	1.000



บริษัท เอส.พี.เอส. คอนซัลติ้ง เซอร์วิส จำกัด
S.P.S. CONSULTING SERVICE CO., LTD.
7 ซอยพหลโยธิน 24 ถนนพหลโยธิน แขวงจอมพล เขตจตุจักร กรุงเทพฯ 10900
7 Soi Phaholyothin 24, Phaholyothin Rd., Jompol, Chatuchak, Bangkok 10900
Tel : (662) 939-4370-72, Fax : (662) 513-4221, E-mail : sale@spscn.com, www.spscn.com

High Volume Air Sampler Calibration Report

Calibration Method : Multipoint Orifice Flow Transfer Standard

Model : TE 5025A

S/N : 3611

Calibration Data

High Volume Air Sampler Data		Calibration Data		
Recorder No.	Blower No.	Date	Actual Flowrate (ft ³ /min)	R ²
B35	B35	02/02/2024	y = 1.188x-3.435	0.996
B36	B36	01/02/2024	y = 1.201x-4.036	0.999
B37	B37	01/02/2024	y = 1.196x-2.671	0.998
B38	B38	02/02/2024	y = 1.232x-6.552	0.997
B39	B39	03/02/2024	y = 1.164x-0.902	0.997
B40	B40	01/02/2024	y = 1.225x-6.117	0.999
B41	B41	02/02/2024	y = 1.265x-6.140	0.999
B42	B42	02/02/2024	y = 1.187x-3.625	0.999
B43	B43	01/02/2024	y = 1.233x-2.707	0.997
B44	B44	01/02/2024	y = 1.202x-3.263	0.996
R01	R01	01/02/2024	y = 1.214x-4.512	0.999
R02	R02	02/02/2024	y = 1.222x-5.522	0.999
R03	R03	03/02/2024	y = 1.204x-5.785	0.999
R04	R04	01/02/2024	y = 1.220x-5.355	0.999
R05	R05	01/02/2024	y = 1.190x-5.262	0.997
R06	R06	02/02/2024	y = 1.223x-6.383	0.998
R07	R07	02/02/2024	y = 1.084x+0.577	0.999
R08	R08	01/02/2024	y = 1.157x-2.531	0.999
R09	R09	01/02/2024	y = 1.194x-3.227	0.998
R10	R10	02/02/2024	y = 1.198x-4.625	0.998
R11	R11	02/02/2024	y = 1.143x-2.176	1.000
R12	R12	02/02/2024	y = 1.165x-4.124	0.998
R13	R13	03/02/2024	y = 1.133x-1.833	0.997
R14	R14	01/02/2024	y = 1.216x-3.559	0.995
R15	R15	01/02/2024	y = 1.183x-5.143	0.999
R16	R16	01/02/2024	y = 1.227x-7.151	0.999
R17	R17	02/02/2024	y = 1.181x-3.964	0.996
R18	R18	02/02/2024	y = 1.195x-3.915	0.997
R19	R19	03/02/2024	y = 1.215x-6.609	1.000
R20	R20	03/02/2024	y = 1.208x-5.309	0.998



บริษัท เอส.พี.เอส. คอนซัลติ้ง เซอร์วิส จำกัด
S.P.S. CONSULTING SERVICE CO., LTD.
7 ซอยพหลโยธิน 24 ถนนพหลโยธิน แขวงจอมพล เขตจตุจักร กรุงเทพฯ 10900
7 Soi Phaholyothin 24, Phaholyothin Rd., Jompol, Chatuchak, Bangkok 10900
Tel : (662) 939-4370-72, Fax : (662) 513-4221, E-mail : sale@spscon.com., www.spscon.com

High Volume PM-10 Air Sampler Calibration Report

Calibration Method : Multipoint Orifice Flow Transfer Standard

Model : TE 5025A

S/N : 3611

Calibration Data

High Volume PM-10 Data		Calibration Data		
Recorder No.	Blower No.	Date	Actual Flowrate (ft ³ /min)	R ²
B01	B01	02/02/2024	$y = 1.147x - 0.194$	0.996
B02	B02	01/02/2024	$y = 1.060x + 2.506$	1.000
B03	B03	01/02/2024	$y = 1.216x - 3.895$	0.996
B04	B04	01/02/2024	$y = 1.224x - 5.960$	0.999
B05	B05	02/02/2024	$y = 1.220x - 5.384$	0.999
B06	B06	02/02/2024	$y = 1.197x - 4.228$	0.998
B07	B07	03/02/2024	$y = 1.208x - 4.865$	0.996
B08	B08	01/02/2024	$y = 1.171x - 1.266$	0.998
B09	B09	01/02/2024	$y = 1.198x - 5.197$	0.997
B10	B10	01/02/2024	$y = 1.219x - 5.339$	0.997
B11	B11	03/02/2024	$y = 1.211x - 3.765$	0.999
B12	B12	05/02/2024	$y = 1.203x - 3.968$	0.997
B13	B13	05/02/2024	$y = 1.158x - 1.909$	0.996
B14	B14	03/02/2024	$y = 1.190x - 3.316$	0.999
B15	B15	01/02/2024	$y = 1.163x - 1.150$	0.999
B16	B16	01/02/2024	$y = 1.170x + 0.508$	0.999
B17	B17	01/02/2024	$y = 1.186x - 2.843$	0.997
B18	B18	01/02/2024	$y = 1.207x - 1.821$	1.000
B19	B19	03/02/2024	$y = 1.178x - 2.990$	0.999
B20	B20	02/02/2024	$y = 1.206x - 5.507$	0.997
B21	B21	03/02/2024	$y = 1.172x - 0.702$	0.999
B22	B22	02/02/2024	$y = 1.175x - 1.992$	0.996
B23	B23	02/02/2024	$y = 1.196x - 3.382$	0.998
B24	B24	01/02/2024	$y = 1.181x - 2.463$	0.999
B25	B25	01/02/2024	$y = 1.204x - 3.960$	0.997
B26	B26	01/02/2024	$y = 1.218x - 5.354$	0.998
B27	B27	03/02/2024	$y = 1.178x - 4.891$	0.997
B28	B28	02/02/2024	$y = 1.226x - 6.323$	0.999
B29	B29	05/02/2024	$y = 1.174x - 3.753$	0.997
B30	B30	03/02/2024	$y = 1.179x - 3.207$	0.998
B31	B31	03/02/2024	$y = 1.189x - 1.040$	0.997
B32	B32	01/02/2024	$y = 1.222x - 3.815$	0.999
B33	B33	01/02/2024	$y = 1.159x - 1.689$	0.996
B34	B34	01/02/2024	$y = 1.191x - 1.278$	0.995



บริษัท เอส.พี.เอส. คอนซัลติ้ง เซอร์วิส จำกัด

S.P.S. CONSULTING SERVICE CO., LTD.

7 ซอยพหลโยธิน 24 ถนนพหลโยธิน แขวงจอมพล เขตจตุจักร กรุงเทพฯ 10900

7 Soi Phaholyothin 24, Phaholyothin Rd., Jompol, Chatuchak, Bangkok 10900

Tel : (662) 939-4370-72. Fax : (662) 513-4221. E-mail : sale@spscon.com, www.spscon.com

CALIBRATION REPORT

NON-DISPERSIVE INFRARED CO ANALYZER

DATE : 28 January 2024

BRAND : API

MODEL : 300EU

NO. CO-B14

SERIAL NO. 131

Calibrator (Dilution System)

Brand : Teledyne

Model : 700E

Last Cal. Date : 30 October 2023

Serial No. : 201-S

Reference Standard Gas

Standard Gas : Carbon Monoxide (CO)

Cylinder No. : D196045

Certified Date : 16 April 2022

Expired Date : 15 April 2024

Cylinder Conc. : 4,570 PPM

CALIBRATING CONDITION

Pressure 1011 mmbar

Temp. 24.4 °C

% RH 48

CALIBRATION SETTING

Span Set Point	Initial Reading (Before Adj.),PPM			Final Reading (After Adj.),PPM
	Expected Concentration	Analyzer Response	%Dif	Analyzer Response
Zero	0	0.10	-	0
CO Span	40.00	39.95	-0.125	40.00

API Model 300EU CO Analyzer Check list

Parameter	Observed Value	Units	Nominal Range
RANGE	50	PPM	0-1000 ppm
STABILITY	0.10	PPM	< 1 ppm with zero air
CO MEASURE	4016.2	mV	2500-4800 mV
CO REFERENCE	3948.7	mV	2500-4800 mV
MEASURE/REFERENCE RATIO	1.180	-	1.1-1.3 w/zero air
SAMPLE PRESSURE	28.5	In-Hg-A	~2" < ambient absolute pressure
SAMPLE FLOW	811	cc/min	800 ± 10%
SAMPLE TEMPERATURE	48.3	°C	48 ± 4
BENCH TEMPERATURE	48.1	°C	48 ± 2
WHEEL TEMPERATURE	68.4	°C	68 ± 2
BOX TEMPERATURE	30.9	°C	Ambient temp + 7 ± 10
PHOTO-DRIVE	3048.2	mV	250 mV to 4750 mV
SLOPE	1.017	-	1.0 ± 0.3
OFFSET	0.2	-	0 ± 0.3



บริษัท เอส.พี.เอส. คอนซัลติ้ง เซอร์วิส จำกัด

S.P.S. CONSULTING SERVICE CO., LTD.

7 ซอยพหลโยธิน 24 ถนนพหลโยธิน แขวงจอมพล เขตจตุจักร กรุงเทพฯ 10900
7 Soi Phaholyothin 24, Phaholyothin Rd., Jompol, Chatuchak, Bangkok 10900
Tel : (662) 939-4370-72, Fax : (662) 513-4221, E-mail : sale@spscon.com., www.spscon.com

CALIBRATION REPORT

NON-DISPERSIVE INFRARED CO ANALYZER

DATE : 11 February 2024

BRAND : API

MODEL : 300EU

NO. CO-B14

SERIAL NO. 131

Calibrator (Dilution System)

Brand : Teledyne

Model : 700E

Last Cal. Date : 30 October 2023

Serial No. : 201-S

Reference Standard Gas

Standard Gas : Carbon Monoxide (CO)

Cylinder No. : D196045

Certified Date : 16 April 2022

Expired Date : 15 April 2024

Cylinder Conc. : 4,570 PPM

CALIBRATING CONDITION

Pressure 1011 mmbar

Temp. 24.4 °C

% RH 48

CALIBRATION SETTING

Span Set Point	Initial Reading (Before Adj.),PPM			Final Reading (After Adj.),PPM
	Expected Concentration	Analyzer Response	%Dif	Analyzer Response
Zero	0	-0.10	-	0
CO Span	40.00	40.05	0.125	40.00

API Model 300EU CO Analyzer Check list

Parameter	Observed Value	Units	Nominal Range
RANGE	50	PPM	0-1000 ppm
STABILITY	0.10	PPM	< 1 ppm with zero air
CO MEASURE	4015.1	mV	2500-4800 mV
CO REFERENCE	3948.3	mV	2500-4800 mV
MEASURE/REFERENCE RATIO	1.180	-	1.1-1.3 w/zero air
SAMPLE PRESSURE	28.4	In-Hg-A	~2" < ambient absolute pressure
SAMPLE FLOW	810	cc/min	800 ± 10%
SAMPLE TEMPERATURE	48.2	°C	48 ± 4
BENCH TEMPERATURE	48.0	°C	48 ± 2
WHEEL TEMPERATURE	68.3	°C	68 ± 2
BOX TEMPERATURE	30.7	°C	Ambient temp + 7 ± 10
PHOTO-DRIVE	3045.9	mV	250 mV to 4750 mV
SLOPE	1.017	-	1.0 ± 0.3
OFFSET	0.2	-	0 ± 0.3

Calibrated by :



บริษัท เอส.พี.เอส. คอนซัลติ้ง เซอร์วิส จำกัด

S.P.S. CONSULTING SERVICE CO., LTD.

7 ซอยพหลโยธิน 24 ถนนพหลโยธิน แขวงจอมพล เขตจตุจักร กรุงเทพฯ 10900

7 Soi Phaholyothin 24, Phaholyothin Rd., Jompol, Chatuchak, Bangkok 10900

Tel : (662) 939-4370-72, Fax : (662) 513-4221, E-mail : sale@spscon.com., www.spscon.com

CALIBRATION REPORT

NON-DISPERSIVE INFRARED CO ANALYZER

DATE : 18 March 2024

BRAND : API

MODEL : 300E

NO. CO-B06

SERIAL NO. 3117

Calibrator (Dilution System)

Brand : Teledyne

Model : 700E

Last Cal. Date : 30 October 2023

Serial No. : 201-S

Reference Standard Gas

Standard Gas : Carbon Monoxide (CO)

Cylinder No. : D196045

Certified Date : 16 April 2022

Expired Date : 15 April 2024

Cylinder Conc. : 4,570 PPM

CALIBRATING CONDITION

Pressure 1011

mmbar

Temp. 24.4

°C

% RH

49

CALIBRATION SETTING

Span Set Point	Initial Reading (Before Adj.),PPM			Final Reading (After Adj.),PPM
	Expected Concentration	Analyzer Response	%Dif	Analyzer Response
Zero	0	0.10	-	0
CO Span	40.00	39.98	-0.050	40.00

API Model 300E CO Analyzer Check list

Parameter	Observed Value	Units	Nominal Range
RANGE	50	PPM	0-1000 ppm
STABILITY	0.10	PPM	< 1 ppm with zero air
CO MEASURE	4015.5	mV	2500-4800 mV
CO REFERENCE	3949.1	mV	2500-4800 mV
MEASURE/REFERENCE RATIO	1.180	-	1.1-1.3 w/zero air
SAMPLE PRESSURE	28.5	In-Hg-A	~2" < ambient absolute pressure
SAMPLE FLOW	807	cc/min	800 ± 10%
SAMPLE TEMPERATURE	48.5	°C	48 ± 4
BENCH TEMPERATURE	48.2	°C	48 ± 2
WHEEL TEMPERATURE	68.3	°C	68 ± 2
BOX TEMPERATURE	30.6	°C	Ambient temp + 7 ± 10
PHOTO-DRIVE	3024.1	mV	250 mV to 4750 mV
SLOPE	1.017	-	1.0 ± 0.3
OFFSET	0.2	-	0 ± 0.3

Calibrated by :



CERTIFICATE No : 24M2227

REFERENCE No : 72448-1

PAGE : 1 OF 2

Certificate of Calibration

EQUIPMENT : DIGITAL BALANCE

MANUFACTURER : METTLER TOLEDO

MODEL : XS105DU

SERIAL No : 1126422905

ID No : BA05/50

CONDITION AS RECEIVED : USED ITEM

SUBMITTED BY : S.P.S. CONSULTING SERVICE CO., LTD.
7 SOI PHAHOLYOTHIN 24, PHAHOLYOTHIN RD.,
JOMPOL, CHATUCHAK, BANGKOK 10900

CALIBRATED BY : ATSAWIN Y.

CALIBRATION DATE : 08-Mar-24

APPROVED BY : 

ISSUED DATE : 14-Mar-24

RECEIVED DATE : 08-Mar-24



CERTIFICATE No : 24M2227

PAGE : 2 OF 2

Calibration Report

EQUIPMENT : DIGITAL BALANCE MODEL : XS105DU
MANUFACTURER : METTLER TOLEDO S/N : 1126422905
ID No : BA05/50 RECEIVED DATE : 08-Mar-24
AIR PRESSURE : 1010mbar \pm 1mbar CALIBRATION DATE : 08-Mar-24
AMBIENT TEMPERATURE : 25°C \pm 1°C RELATIVE HUMIDITY : 53 %RH \pm 10 % RH

CONDITION OF THIS RESULTS OF CALIBRATION

1. THIS INSTRUMENT WAS CALIBRATED BY ACCORDING TO UKAS LAB 14 EDITION 6:2019 BY USING KNOWN WEIGHT STANDARD WEIGHT. THE BALANCE WAS NOT ADJUSTED BEFORE CALIBRATION. THE BALANCE HAS NO ZERO TRACKING FUNCTION. REPEATABILITY WAS MEASURED BY USING 10 REPEATED MEASUREMENTS. LINEARITY WAS MEASURED COVERING 10 POINTS, EVENLY SPREAD OVER THE RANGE. THE INSTRUMENT WAS SET ZERO BEFORE PERFORMING THE LINEARITY TEST. OFF-CENTER LOADING WAS MEASURED BY USING STANDARD WEIGHTS PLACED ON THE PAN AND MOVED TO VARIOUS POSITIONS ON THE PAN.

2. REFERENCE STANDARD INSTRUMENTS :-

INSTRUMENT	MODEL	SERIAL No	CERTIFICATE No	DUE DATE
1) STANDARD WEIGHT SET	E2	QK-I-151	M2302013S	02-Feb-25
2) STANDARD WEIGHT	E2	15843	M2302014S	02-Feb-25

3. THE CERTIFICATE IS VALID FOR THE ITEM CALIBRATED AS SHOWN ON THE DATE AND PLACE OF CALIBRATION ONLY.

4. THIS RESULT EXCLUDE LONG TERM STABILITY OF THE UNIT UNDER CALIBRATION.

5. THIS CERTIFICATE IS TRACEABLE TO THE INTERNATIONAL SYSTEM OF UNIT MAINTAINED AT:-

- NATIONAL INSTITUTE OF METROLOGY (THAILAND) THROUGH CENTRAL BUREAU OF WEIGHTS&MEASURES

RESULT OF CALIBRATION :- WITHOUT ADJUSTMENT

1. ZERO SETTING FUNCTION : NORMAL

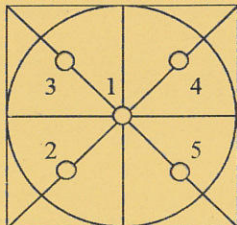
2. TARE FUNCTION : NORMAL

3. REPEATABILITY OF READING AT 200 g WAS 0.000055 g

4. DEPARTURE FROM NOMINAL VALUE/ LINEARITY

NOMINAL VALUE (g)	BALANCE READING (g)	CORRECTION (g)	UNCERTAINTY (\pm g)
0.00	0.00000	0.00000	0.000065
0.02	0.02001	-0.00001	0.000065
0.10	0.10002	-0.00002	0.000066
0.20	0.20001	-0.00001	0.000066
0.50	0.50001	-0.00001	0.000065
1.00	1.00003	-0.00003	0.000066
2.00	2.00001	-0.00001	0.000067
5.00	5.00001	-0.00001	0.000068
10.00	9.99994	0.00006	0.000070
20.00	20.00008	-0.00008	0.000078
50.00	50.0000	0.0000	0.00013
100.00	100.0001	-0.0001	0.00019
120.00	120.0001	-0.0001	0.00022

5. OFF CENTER LOADING ERROR



POINT	READING (g)
1	50.0000
2	50.0000
3	50.0000
4	50.0000
5	50.0000
OFF-CENTER LOADING	0.0000

NOTE: THIS CALIBRATION WAS CARRIED OUT AT THE CUSTOMER'S PLACE AT LABORATORY AREA

THE REPORTED UNCERTAINTY OF MEASUREMENT WAS BASED ON A STANDARD UNCERTAINTY MULTIPLIED BY A COVERAGE FACTOR $k=2$, PROVIDING A LEVEL OF CONFIDENCE APPROXIMATELY 95%.

END OF CALIBRATION REPORT

เอกสารที่ 5-2

เอกสารสอบเทียบเครื่องมือการตรวจวัดระดับเสียง

Request No. 21-67/0304

MTC No. EEL. BP. 110/0267

CALIBRATION CERTIFICATE

Submitted by : S.P.S.Consulting Service Co.,Ltd.

Address : 7 Soi Phaholyothin 24, Phaholyothin Road, Jompol, Chatuchak, Bangkok 10900.

Calibrated at : Electrical and Electronic Standards Laboratory, Industrial Metrology and Testing Service Centre.
Soi 1C, Bangpoo Industrial Estate, Sukhumvit Rd., Muang, Samutprakan 10280.

Instrument Calibrated :

Description : Acoustic Calibrator

Manufacturer : Cirrus

Model : CR:515

Serial No. : 92002

Ambient Environment

Temperature : $(23 \pm 3) ^\circ\text{C}$

Relative Humidity : $(50 \pm 15) \%$

Ambient Pressure : $(101.325 \pm 1.500) \text{ kPa}$

Standards used : 1. Digital Function Synthesizer NF Electronic DF-193A S/N 122037.

2. Measuring Amplifier Bruel&Kjaer 2636 S/N 1537484.

3. Programmable Attenuator Tamagawa TPA-303A S/N OF 2214.

4. Digital Multimeter Agilent 34401A S/N MY44005560.

5. Pressure Transmitter Vaisala PTB202AD S/N T0650001.

6. Audio Analyzer Keithley 2015-P S/N 4106495.

7. Condenser Microphone Bruel&Kjaer 4180 S/N 2889871.

Calibration Procedure: CP-102-04 based on IEC 60942-2003. The sound pressure level of instrument was measured by standard microphone using an insert voltage technique.

This instrument has been calibrated against standards maintained at Electrical and Electronic Standards Laboratory (EEL), which are traceable to the International System of Units through the National Institute of Metrology (Thailand).

The information on actual reading is attached herewith and the uncertainty limits quoted refer to the measured values only.

Date of Receipt : 22 Feb. 2024

Date of Calibration : 5 Mar. 2024

The results relate only to the items tested/calibrated or value assigned.

Advertising the Report/Certificate and publicity of the results except in full are prohibited unless written permission is obtained from the governor of TISTR.

FM.BL.MTC.002 Rev.4

Head Office

35 Mu 3 Tambon Khlong Ha, Amphoe Khlong Luang,
Changwat Pathumthani 12120, Thailand

Tel. (66) 0 2577 9000

Fax. (66) 0 2577 9009

E-mail : rumpai@tistr.or.th Website:www.tistr.or.th

Office/Laboratory

Soi 1C, Bangpoo Industrial Estate, Sukhumvit Road,
Amphoe Muang, Changwat Samutprakan 10280, Thailand

Tel. (66) 0 2323 1672-80 ext. 115, 116

Fax. (66) 0 2323 9165

E-mail : mtc@tistr.or.th

Office

196 Phahonyothin Road, Chatuchak, Bangkok 10900,
Thailand

Tel. (66) 0 2579 1121-30 ext. 5219, 5225, 5217

Fax. (66) 0 2579 8592

E-mail : sumalee@tistr.or.th

THAILAND INSTITUTE OF SCIENTIFIC AND TECHNOLOGICAL RESEARCH (TISTR)

Request No. 21-67/0304

MTC No. EEL. BP. 110/0267

The reported expanded uncertainty is based upon a standard uncertainty multiplied by a coverage factor $k = 2$, providing a level of confidence of approximately 95%.

Nominal Output of Unit Under Test = 94 dB re 20 μ Pa at 1000 Hz

Acoustic Output in dB re 20 μ Pa, Corrected to Reference Conditions : 101.325 kPa, 23.0°C and 50 %RH

1. Sound Pressure Level

Standard Microphone Type	Measured Sound Pressure Level (dB)	Deviated value (dB)	Uncertainty (dB)	Tolerance limit IEC60942:2003 Class 1
1/2 inch Bruel&Kjaer 4180	94.04	0.04	± 0.10	± 0.40 dB

2. Frequency

Standard Microphone Type	Measured Frequency (Hz)	Deviated value (Hz)	Uncertainty (Hz)	Tolerance limit IEC60942:2003 Class 1
1/2 inch Bruel&Kjaer 4180	1000.3	0.3	± 1.5	$\pm 1.0\%$

3. Total distortion

Standard Microphone Type	Measured Total distortion (%)	Uncertainty (%)	Tolerance limit IEC60942:2003 Class 1
1/2 inch Bruel&Kjaer 4180	1.70	± 0.50	$\pm 3.0\%$

Note : 1. No adjustment.

2. The calibrator pressure correction was not included.

3. The microphone volume correction was not included.

Calibrated by :



Approved by :



(Mr. Prawate Kluaypa)
Director

Date of Calibration : 5 Mar. 2024

Date of Issue : 6 Mar. 2024

Electrical and Electronic Standards Laboratory

Industrial Metrology and Testing Service Centre

Ref : 2011267022200795002

End of Certificate

2 / 2

The results relate only to the items tested/calibrated or value assigned.

Advertising the Report/Certificate and publicity of the results except in full are prohibited unless written permission is obtained from the governor of TISTR.

FM.BL.MTC.002 Rev.4

Head Office

35 Mu 3 Tambon Khlong Ha, Amphoe Khlong Luang,
Changwat Pathumthani 12120, Thailand
Tel. (66) 0 2577 9000
Fax. (66) 0 2577 9009
E-mail : rumpai@tistr.or.th Website:www.tistr.or.th

Office/Laboratory

Soi 1C, Bangpoo Industrial Estate, Sukhumvit Road,
Amphoe Muang, Changwat Samutprakan 10280, Thailand
Tel. (66) 0 2323 1672-80 ext. 115, 116
Fax. (66) 0 2323 9165
E-mail : mtc@tistr.or.th

Office

196 Phahonyothin Road, Chatuchak, Bangkok 10900,
Thailand
Tel. (66) 0 2579 1121-30 ext. 5219, 5225, 5217
Fax. (66) 0 2579 8592
E-mail : sumalee@tistr.or.th



บริษัท เอส.พี.เอส. คอนซัลติ้ง เซอร์วิส จำกัด
S.P.S. CONSULTING SERVICE CO., LTD.
7 ซอยพหลโยธิน 24 ถนนพหลโยธิน แขวงจอมพล เขตจตุจักร กรุงเทพฯ 10900
7 Soi Phaholyothin 24, Phaholyothin Rd., Jompol, Chatuchak, Bangkok 10900
Tel : (662) 939-4370-72, Fax : (662) 513-4221, E-mail : sale@spscon.com., www.spscon.com

Noise B_011/24

Sound Level Meter Calibration Report


Acoustic Calibrator Data

Brand	CIRRUS	Number	AC-CR01/63
Model	CR515	Serial No.	92002
Calibration Range	94 dB, 1000 Hz	Last Calibration	13 March 2023
		Due Date	13 March 2024

Calibration Data

Sound Level Meter Data				Calibration Data		
SLM No.	Brand	Model	Serial No.	Date	Actual Reading [dB]	
					Before Adjustment	After Adjustment
CR-B03	Cirrus	CR161B	G301155	28 January 2024	93.9	94.0
Acoustic Certified Value : Thailand Institute of Scientific and Technological Research (TISTR)					93.99 ± 0.10 dB	

Calibrated by :





บริษัท เอส.พี.เอส. คอนซัลติ้ง เซอร์วิส จำกัด
S.P.S. CONSULTING SERVICE CO., LTD.
7 ซอยพหลโยธิน 24 ถนนพหลโยธิน แขวงจอมพล เขตจตุจักร กรุงเทพฯ 10900
7 Soi Phaholyothin 24, Phaholyothin Rd., Jompol, Chatuchak, Bangkok 10900
Tel : (662) 939-4370-72, Fax : (662) 513-4221, E-mail : sale@spscon.com., www.spscon.com

Noise B_020/24

Sound Level Meter Calibration Report


Acoustic Calibrator Data

Brand	CIRRUS	Number	AC-CR01/63
Model	CR515	Serial No.	92002
Calibration Range	94 dB, 1000 Hz	Last Calibration	13 March 2023
		Due Date	13 March 2024

Calibration Data

Sound Level Meter Data				Calibration Data		
SLM No.	Brand	Model	Serial No.	Date	Actual Reading [dB]	
					Before Adjustment	After Adjustment
CR-B01	Cirrus	CR161B	G301393	11 February 2024	93.9	94.0
Acoustic Certified Value : Thailand Institute of Scientific and Technological Research (TISTR)					93.99 ± 0.10 dB	

Calibrated by :





บริษัท เอส.พี.เอส. คอนซัลติ้ง เซอร์วิส จำกัด
S.P.S. CONSULTING SERVICE CO., LTD.
7 ซอยพหลโยธิน 24 ถนนพหลโยธิน แขวงจอมพล เขตจตุจักร กรุงเทพฯ 10900
7 Soi Phaholyothin 24, Phaholyothin Rd., Jompol, Chatuchak, Bangkok 10900
Tel : (662) 939-4370-72, Fax : (662) 513-4221, E-mail : sale@spscon.com., www.spscon.com

Noise B_070/24

Sound Level Meter Calibration Report

Acoustic Calibrator Data

Brand	CIRRUS	Number	AC-CR01/63
Model	CR515	Serial No.	92002
Calibration Range	94 dB, 1000 Hz	Last Calibration	05 March 2024
		Due Date	05 March 2025

Calibration Data

Sound Level Meter Data				Calibration Data		
SLM No.	Brand	Model	Serial No.	Date	Actual Reading [dB]	
					Before Adjustment	After Adjustment
CR-B01	Cirrus	CR161B	G301393	18 March 2024	94.0	94.0
Acoustic Certified Value : Thailand Institute of Scientific and Technological Research (TISTR)					94.04 ± 0.10 dB	

Calibrated by :

